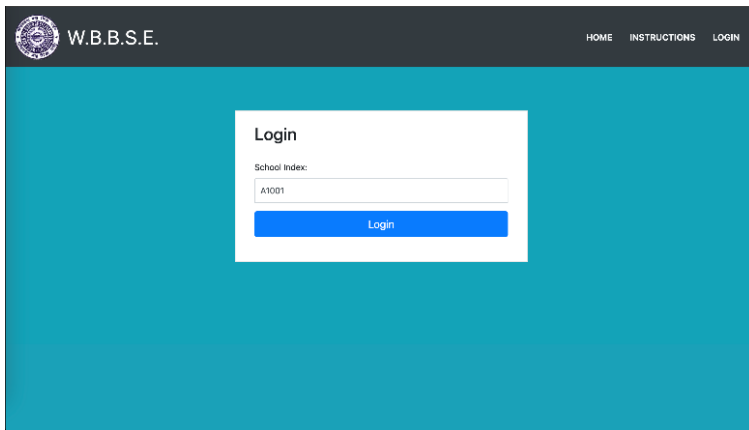


Welcome to the portal for record Bank Account and other details from School.

Please open URL www.wbbsedata.com and follow the below steps



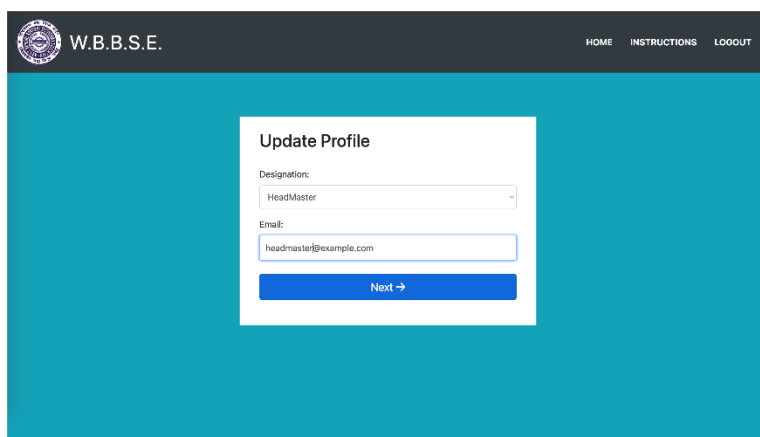
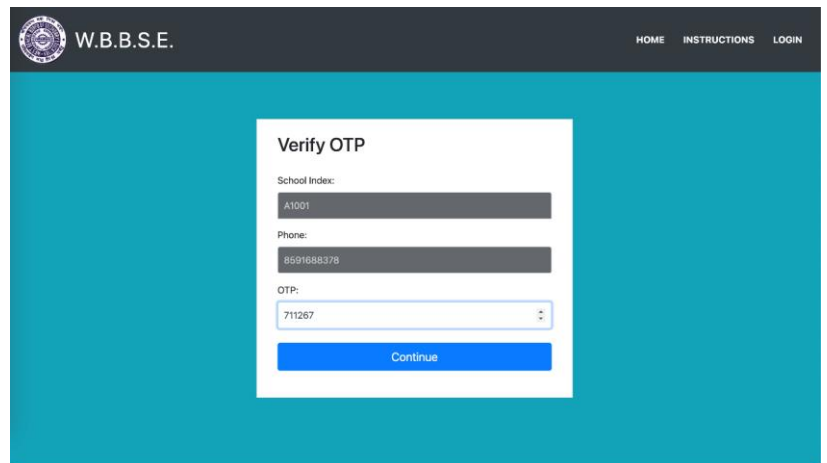
Step : 1

This time the login process should be OTP based
enter your index number in the SCHOOL INDEX field and press Login

Step : 2

After Press Login, you can see your contact number (as recorded earlier) and then Press SEND OTP

You will receive an OTP in your phone, put the OTP in the OTP field and press CONTINUE



Step : 3

Enter your designation and email ID and press NEXT

W.B.B.S.E. HOME INSTRUCTIONS LOGOUT

Address

Building No. / Street / Village:
ground floor, Kohnoor Building

Post Office:
Park St

Police Station:
Park St

Sub Division:
Park St

District:
Kolkata

Pincode:
750016

Save Next ->

Step : 4

Fill the Form as directed in the window and press "Save" and then "Next"

Step : 5

Fill the details of your Institution address and press "Save" and then "Next"

W.B.B.S.E. HOME INSTRUCTIONS LOGOUT

Address

Building No. / Street / Village:
ground floor, Kohnoor Building

Post Office:
Park St

Police Station:
Park St

Sub Division:
Park St

District:
Kolkata

Pincode:
750016

Save Next ->

W.B.B.S.E. HOME INSTRUCTIONS LOGOUT

Recognition and Candidates

Recognition/Extension of Recognition

Memo Number: 12345 Memo Date: 02/07/2024 Supporting Document: 043315_5542.pdf

Regular candidates appearing for MP(SE) 2024

Male Candidates:	Female Candidates:	Total Candidates:
50	20	

Save Next ->

Step : 6

Fill your Recognition related data and also attach pdf copy (within 100KB) of the Recognition/ Extension of Recognition Memo

Fill the next field for number of candidates appeared at Madhyamik Pariksha (SE) press "Save" and then "Next"

Step : 7

Fill the data as directed in the window for Bank Account Details of your Institution as per Pass Book and press SAVE

THAT'S ALL

The screenshot shows a web interface for entering banking details. At the top, there is a dark header with the W.B.B.S.E. logo and navigation links for HOME, INSTRUCTIONS, and LOGOUT. The main content area has a teal background. A white form titled "Banking Details" is centered on the page. The form contains the following fields and elements:

- Bank account name:** A text input field with "School Name" written below it.
- Bank account number:** A text input field with "0000000000000000" written below it.
- Bank Pin code:** A text input field with "BANK000000" written below it and a "Validate" link to its right.
- Bank name:** A text input field with "State Bank of India" written below it.
- Bank branch name:** A text input field with "Kolkata" written below it.
- Save:** A green button at the bottom of the form.